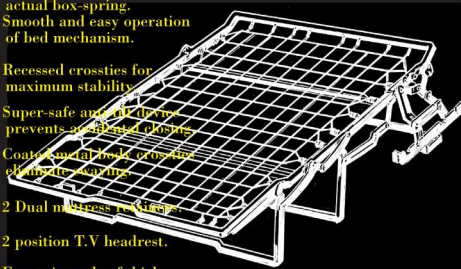


STEELWEAVE™

America's finest Sofa Bed
Mechanism Features:

- Exclusive Chain-link decking duplicates the feel of an actual box-spring.
- Smooth and easy operation of bed mechanism.
- Recessed cross ties for maximum stability.
- Super-safe anti-dip device prevents accidental closing.
- Coated metal bed cross-ties eliminate rusting.
- 2 Dual mattress resticles.
- 2 position T.V. headrest.
- Frame is made of thick gauge square steel tubing to provide solid support.



Operating your STEELWEAVE™ Bed Mechanism

Step 1

After removing seat cushions, grasp the handle cut-out section and lift up and out. The unit should open smoothly and easily to the first position. *If there is any difficulty do not force the unit open. Replace it to the position and check for obstructions.*

Step 2

With the unit in the first folded position, lift the front leg tube up and forward until it rests on the floor and the unit is fully open.

To Close the unit

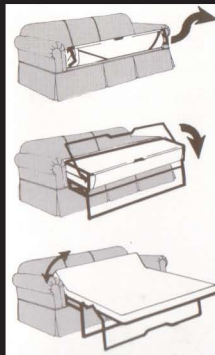
After removing all the pillows & linens, and making sure the T.V. headrest unit is down, reverse steps 1 and 2. Please be sure the front leg tube rests against the folded mattress - *By pushing down on the bed unit folded serves to lock the bed securely in the folded position, inside the sofa.*

The T.V. Headrest

To use the T.V. headrest, simply lift up on the head section until the lock engages.

To lower, lift up THEN release down to disengage the lock.

WARNING: *The T.V. headrest must be down prior to closing the unit.*



IMPORTANT SAFETY GUIDELINES



Don't sit on the edge of the bed




Don't jump on the bed



Don't fold with linens and pillows inside

To clean under your sofa bed



First remove all of the cushion. Open the bed unit halfway to the first folded position. Moving behind the sofa, you can now easily tilt the sofa forward and vacuum.